

Secure Connection Limited

Flat H, 11th Floor, Tower 6,
Grand Water Front, 38 San Ma
Tau Street, To Kwa Wan,

KL, Hong Kong
support@honeywellconnection.com
Tel: +852 6201 9710
Web: www.honeywellconnection.com

The Honeywell Trademark is used under license from Honeywell International Inc. Honeywell International Inc. makes no representation or warranties with respect to these products. These products are manufactured by Secure Connection Limited, Hong Kong.

All trade names are registered trademarks of respective manufacturers listed. ©2023 Secure Connection Limited, Hong Kong. All rights reserved.

Honeywell

Honeywell

CHARGING ESSENTIALS

Owner's manual

Please read the manual carefully before use



UNIVERSAL WORLD
TRAVEL ADAPTER
PLATINUM SERIES

www.honeywellconnection.com
info@honeywellconnection.com

Dear Customer,

Thank you for purchasing Universal World Travel Adapter.

In order to facilitate the installation and use of this Travel Adapter, we recommend that you carefully read this manual, and keep it stored safely. To ensure that you always enjoy quality performance, please use this manual for proper use and maintenance of your product.

If any questions arise during use, please consult this manual. If it is in accordance with the warranty, we kindly welcome you to contact us at:

support@honeywellconnection.com

We welcome any comments or suggestions you may have about our products and service.

Contents

1. What's in the box	01
2. Performance index	01
3. Introduction	01
4. Features	02
5. Product appearance and structure	02
6. How to use the adapter	03
7. Troubleshooting	04
7.1 Replacement of the fuse	04
7.2 Care for your Universal World Travel Adapter	04

What's in the box

1. Universal World Travel Adapter: 1 Unit
2. User manual: 1 Unit
3. Warranty card: 1 Unit

Performance index

Product Name	Universal World Travel Adapter
Plugs	EU, US, UK, CN
Rating and Wattage	Rating for US: 125V~ 60Hz, 10A Max, 1250W Max Rating for EU/UK/CN: 250V~ 50Hz, 10A Max, 2300W Max
Single Port Output	USB-C Output: 5.0V \Rightarrow 2.4A 12.0W, 9.0V \Rightarrow 3.0A 27.0W, 12.0V \Rightarrow 2.5A 30.0W, 15.0V \Rightarrow 2.0A 30.0W, 20.0V \Rightarrow 1.5A 30.0W USB-A Output: 5.0V \Rightarrow 2.4A 12.0W Max
Multi-Port Output	USB-A+USB-A Output: 5.0V \Rightarrow 3.0A 15.0W Max, 2.4A Max Per Port USB-A+USB-C Output: 5.0V \Rightarrow 4.0A 20.0W Max, 2.4A Max Per Port
Color	White
Size (L*W*H)	75 \times 61 \times 63mm
Weight	215g \pm 5g

Introduction

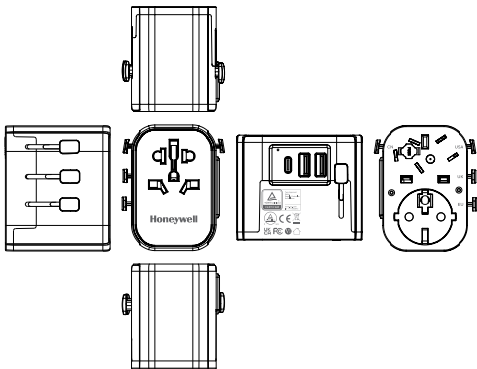
Universal world travel adapter, is a device that allows you to plug your electronic devices into different types of power outlets found in various countries around the world. This adapter typically comes with various plug configurations that can be adjusted to fit different socket types, allowing travellers to use their devices in foreign countries without compatibility issues. Honeywell Universal world travel adapter has 4 type of plugs EU, US, UK and CN for worldwide compatibility. It is also equipped with PD 30W Port and two USB Ports for charging multiple devices simultaneously.

Features

Features

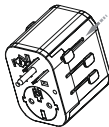
- Charge 4 devices simultaneously
- Compatible Worldwide
- **Plugs:** EU, US, UK, CN
- **Rating for US:** 125V~ 60Hz, 10A Max, 1250W Max
Rating for EU/UK/CN: 250V~ 50Hz, 10A Max, 2300W Max
- **Single Port Output:**
 - USB C Output upto 30W
 - USB A Output upto 12W
- **Multi-Port Output:**
 - USB-A+USB-A Output upto 15W
 - USB-A+USB-C Output upto 20W
- Overload Protection and Over Voltage Protection
- Lightweight, Portable and Elegant Design
- Ultra-fast charge for Smartphones, iPad, iPad Pro, iPhone 14, 13, 12, 11, X, Xr, Xs, Se, Galaxy S23, S22, S20, S10, Note 20, Pixel, Switch & laptops with Type C port

Product appearance and structure



How to use the adapter

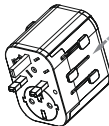
Only one plug-type can be used at one time by sliding the knob selection, other plug-pins are locked automatically.



US Plug:

TO USE: Slightly press the button and slide down until the plug is completely pulled out as shown in the figure.


AFTER USE: Press and hold the plug button to release and continue to pull up until the plug is completely pulled back and then release the button. This way the plug will be reset and locked.



UK Plug:

TO USE: Slightly press the button and slide down until the plug is completely pulled out as shown in the figure.

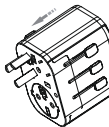
AFTER USE: Press and hold the plug button to release and continue to pull up until the plug is completely pulled back and then release the button. This way the plug will be reset and locked.



EU Plug:

TO USE: Slightly press the button and slide down until the plug is completely pulled out as shown in the figure.

AFTER USE: Press and hold the plug button to release and continue to pull up until the plug is completely pulled back and then release the button. This way the plug will be reset and locked.



CN Plug:

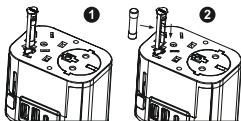
TO USE: Slightly press the button and slide down until the plug is completely pulled out as shown in the figure.

AFTER USE: Press and hold the plug button to release and continue to pull up until the plug is completely pulled back and then release the button. This way the plug will be reset and locked.

Troubleshooting

Replacement of the fuse

- Tap up the fuse box marked "fuse" with a hard object, and then take out the fuse, as shown in Figure 1.
- Insert a new fuse into the fuse box, and then insert the fuse box into the product, as shown in Figure 2.



Fuse Specification:

BS1362, 240V AC,
Max 10A, 6.3*25.4 mm

Care for your Universal World Travel Adapter

1. For optimum performance, please use the travel adapter according to the user manual.
2. Please plug the travel adapter into socket whose voltage range should be 100-250V AC.
3. Please unplug the travel adapter after use.
4. Do not use the travel adapter with an electronic product which is not in conformity with the specifications.
5. It's normal for the travel adapter to heat up a little during use.
6. Do not place the travel adapter close to a heat source such as fire, stove, candles etc.
7. Keep the travel adapter away from any form of liquids. If you spill any liquid on the travel adapter accidentally, this will void the warranty on the product.