

# Honeywell

## BLUETOOTH SPEAKER

Owner's manual

Please read the manual carefully before use



---

Trueno U100  
Ultimate Series

---

### Secure Connection Limited

Flat C 61/F, Block A, LA Rossa  
Coastal Skyline 12 Tung Chung  
Water Front Road Tung Chung  
N.T., Hong Kong

support@honeywellconnection.com

Tel.: +852 6201 9710

Web: www.honeywellconnection.com

The Honeywell trademark is used under license from Honeywell International Inc. Honeywell International Inc. makes no representations or warranties with respect to this product. This product is manufactured by Secure Connection Limited, Hong Kong.

All trade names are registered trademarks of respective manufacturers listed. ©2021 Secure Connection Ltd., Hong Kong. All rights reserved.

# Honeywell

[www.honeywellconnection.com](http://www.honeywellconnection.com)

[info@honeywellconnection.com](mailto:info@honeywellconnection.com)

Dear Customer,  
Thank you for purchasing Honeywell Trueno U100 Bluetooth Speaker Duo.

In order to facilitate the installation and use of these Multifunctional Bluetooth Speakers, we recommend that you carefully read this manual, and keep it stored safely. To ensure that you always enjoy quality sound, please use this manual for proper use and maintenance of your product.

If any questions arise during use, please consult this manual. If it is in accordance with the warranty, we kindly welcome you to contact us at:

[support@honeywellconnection.com](mailto:support@honeywellconnection.com)

We welcome any comments or suggestions you may have about our products and service.

## Contents

1. What's in the Box	01
2. Performance Index	01
3. Product Appearance and Structure	02
4. Function Description	03
5. How to Operate	04
5.1. Charging	04
5.2. Powering on	04
5.4. Pairing via Bluetooth	04
5.5. Smart Talk	04
5.6. MicroSD Card Operation	05
5.7. Quad AUX Cable Operation	05
5.8. Dual Speaker Pairing	05
6. Precautions for Use	05
7. Troubleshooting	06

### What's in the Box

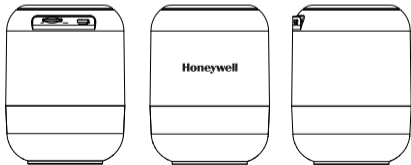
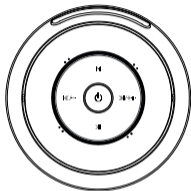
1. Trueno U100 Bluetooth Speaker Duo: 2 Units
3. User Manual: 1 Unit
2. Charging Cable: 2 Units
4. Warranty Card: 1 Unit

### Performance Index

Product Name	Trueno U100 Bluetooth Speaker Duo
Audio Interface	Bluetooth, MicroSD Card
Charging Interface	Micro USB
Output Power	5W per Speakers
Rated Voltage	3.7V
Bluetooth Version	v5.0
Bluetooth Range <sup>1</sup>	10 meters
Battery Type and Capacity	Lithium Ion, 1200mAh per Speaker
Charging Time	3 hours per Speaker
Playback Time <sup>2</sup>	Up to 24 hours for 2 Speakers
Standby Time	Up to 300 hours for 2 Speakers
IP Rating <sup>3</sup>	IPX4
Driver Size <sup>4</sup>	52mm per Speaker
Frequency Range	20Hz~20KHz
Signal To Noise Ratio <sup>5</sup>	≥86db
Impedance <sup>6</sup>	4 Ohms
Product Dimension	7.4*7.4*10cm
Product Weight	290g per Speakers

1. The Bluetooth Range can vary depending on the ambient environment. The range is tested in an outdoor environment with no physical obstacles.
2. Playtime duration can vary depending on actual usage and the volume of the device. Playtime duration is tested at 33% volume of the Bluetooth Audio device.
3. The IP rating determines how resistant something is to environmental elements. Most IP numbers read IPXX, each "X" being a placeholder for a number. The first number represents the level of resistance to dust/particles and the second representing its ability to withstand liquid.
4. Driver size denotes the diameter of the diaphragm.
5. Signal to Noise Ratio is defined as the ratio of signal power to the noise power, it is represented in decibels.
6. Impedance refers to the load a speaker places on an amplifier. Technically, impedance is the "resistance" a speaker offers to the current supplied by an amplifier because the output current of an amplifier is AC (not DC, like from a battery), this resistance is called impedance.

## Product Appearance And Structure



## Function Description

Function	What to do
▶	Short press: Play/Pause (While playing music)
	Short press: Answer an incoming call
	Short press: End an ongoing call
	Long press: Reject an incoming call
⏻	Short press: Enable dual speaker pairing mode (While in bluetooth pairing mode)
	Long press: Power on/off the device
⏭/+	Short press: Skip to the next track
	Long press: Increase the volume
⏮/-	Short press: Skip to the previous track
	Long press: Decrease the volume
<b>M</b>	Short press: Switch between Bluetooth and MicroSD card input mode

Indicator Light Status	Mode
Solid blue light	Power on/Music paused/Bluetooth device connected
Blue light off	Power off
Rapid flashing blue light	Pairing mode
Slow flashing blue light	Playing music/during call
Alternate red and blue light	Charging (When speaker is powered on)
Solid red light	Charging (When speaker is powered off)
Red light off*	Fully charged

\*While connected to charging cable

## How to Operate

Before Powering ON for the first time, please charge fully for good battery life.

## Charging

1. Plug the small end of the USB cable into the micro-USB connector port on the speaker.
2. Plug the other end into a USB wall charger/computer/power bank that is powered on.

## Powering on

Long press the  button to power on/off the device.

## Pairing via Bluetooth

Connecting any Bluetooth device

1. On powering on, the speaker is in Bluetooth pairing mode automatically.
2. Open the Bluetooth settings on any Bluetooth device and search for device with name "Trueno U100" and connect.

### Note:

1. "Trueno U100 Bluetooth Speaker Duo" will automatically re-pair with the last paired device whenever it is within range.
2. Devices with older Bluetooth versions may prompt you to input a passcode key. Please enter "0000" on your device and press OK to successfully connect with "Trueno U100 Bluetooth Speaker Duo".

## Smart Talk



Answer/Reject calls by single tapping the Left/Right Earbud.

## MicroSD Card Operation

When a microSD card is inserted, the audio/music stored in the microSD card will automatically start playing.



### Note:

1. Supports MP3 and WAV audio formats only.
2. The speaker also has a memory function that will recall and continue from the last-played track whenever a microSD Card is reinserted into the speaker.

## Quad AUX Cable Operation

1. The speaker comes with a special quad charging wire which can be used to play music through your laptop.
2. Insert the Micro USB end into the charging port and connect the USB end to your laptop. "Trueno U100 Bluetooth Speaker Duo" is ready to play audio/music through AUX mode.

## Dual Speaker Pairing

1. Power on both the speakers
2. While both the speakers are in Bluetooth pairing mode, short press the  button on 1 speaker to pair the speakers together.
3. Connect the speaker to a Bluetooth device. Now you can play music on both the speakers at the same time from a single Bluetooth device.
4. Short press the  on 1 speaker to disable dual speaker pairing mode.

### Note:

Performance may vary based on a mobile device, distance and environmental factors.

## Precautions for Use

- Do NOT use at high volume for any extended period to avoid hearing damage.
- Do NOT use while driving for phone calls or any other purpose.
- Do NOT use if there is any loud unusual noise. If this happens, please contact us at [support@honeywellconnection.com](mailto:support@honeywellconnection.com).
- This product contains small parts which may be a choking hazard. Not suitable for children under the age of 3.

### Precautions for Use (Continued)

- This product contains magnetic material. Consult your physician before using the product in case you have a medical implant of any type.
- Do NOT attempt to disassemble this product as this may lead to a hazard and will void the warranty.
- Use this product only with the power supply provided along with this product (applicable for selected models only).
- Do NOT use this product near any form of excessive heat such as gas appliances and heating appliances.

### Troubleshooting

Problem	Solution
No Power	<ul style="list-style-type: none"><li>• Charge the battery.</li><li>• Connect to the power source.</li></ul>
Unsuccessful Bluetooth pairing	<ul style="list-style-type: none"><li>• Restart the product and try pairing again.</li><li>• Disable Bluetooth mode in your device and then re-enable it.</li></ul>
Poor audio quality	<ul style="list-style-type: none"><li>• Make sure the product is in the Bluetooth range.</li></ul>
Low or no volume	<ul style="list-style-type: none"><li>• Increase the volume on "Trueno U100 Bluetooth Speaker Duo" and/or connected device.</li></ul>
Undiscoverable in Bluetooth pairing	<ul style="list-style-type: none"><li>• The product may be paired to a different device, disconnect from the paired device.</li><li>• "Trueno U100 Bluetooth Speaker Duo" is not in Bluetooth mode, change to Bluetooth mode.</li></ul>